

**6 Free
Enterprise-ready
Dashboards
For
Healthcare CEOs**



OSP

Table of Contents

Introduction	3
Importance of a Good Dashboard	4
How to build a Dashboard	5
Payer Claims Analytics	6
Medical Billing	7
mHealth	8
Population Health Analytics	9
Practice Management	10
Telehealth	11
About OSP	12

“

Without data, you're just another person with an opinion.

”

— W Edwards Deming

Introduction

Healthcare data is complex, and diverse. It is stored in multiple software from EMR, and RCM to different departments, like clinical labs, and pharmacy. Understanding data is the first step towards achieving your overall health goal.

A dashboard is your door to effective clinical decision making, and improving health outcomes. They provide key analytics, and real-time data while eliminating the need of manual, detailed reports.

Today, dashboards are evolving as more than a reporting mechanism. An intelligent dashboard is the need of the hour. A well-integrated dashboard will simplify, improve workflow management, identify operational areas, enable value-based care, and increase financial management at all levels.



Importance of a Good Dashboard

An intuitive, and personalized healthcare dashboard is every CEO's best friend. It allows leaders to decide how to communicate with their teams every day. Today's healthcare leaders must be strategic, analytical thinkers, collaborative, and skilled decision-makers. Understanding financial, and clinical side of healthcare goals is possible with an intelligent dashboard.

Health CEOs need executive dashboard systems for three key reasons.

- Help leaders analyze raw datasets related to operations, care quality, decision hurdles, contracting, and health initiatives
- Provide a clear briefing on financial division of their systems, like cost drivers, revenue streams, bundled payments, capital investment, and payment reforms
- Utilize a matrix management approach to improve the collaborative work environment with peers, system experts, and direct reports

How to build a Dashboard

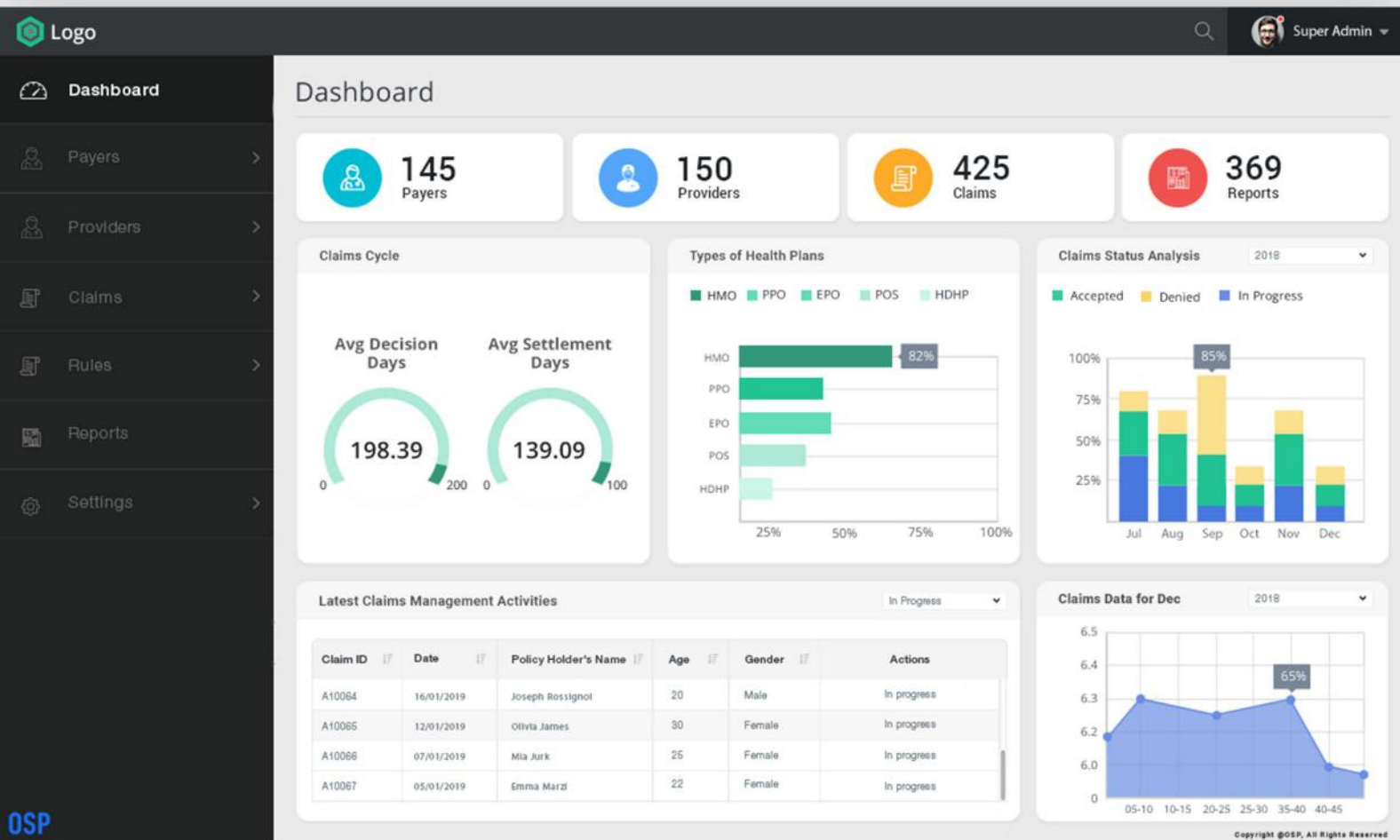
Building a good dashboard is a multi-layered process. The core of a dashboard is data, as at each level, you can track the development, and efficacy of projects within, and without the organization.

Dashboard designing is a tough job. We get it!

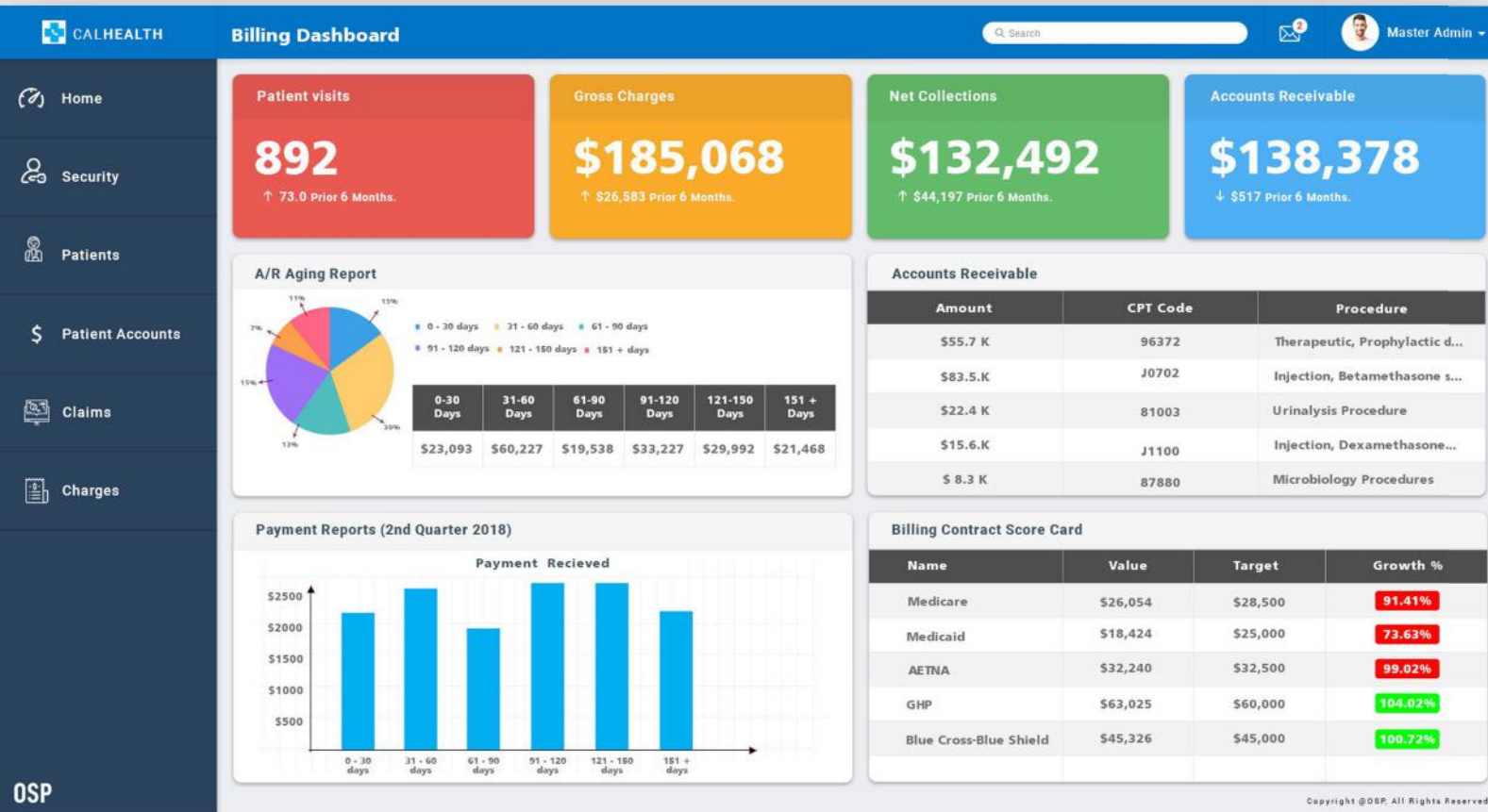
From claims management, and billing reports to population health initiatives, and mHealth apps, we've created some dashboard designs to make your job easier.

- 1. Payer Claims Analytics**
- 2. Medical Billing**
- 3. mHealth**
- 4. Population Health Analytics**
- 5. Practice Management**
- 6. Telehealth**

Payer Claims Analytics



Medical Billing



mHealth

Healthcare
Today, 21st Jan 2019 < >

Search

Dr. James

- Master Dashboard
- User Management
- Member Management
- Teleconsultation
- Care Management
- Configuration
- Scheduler
- Program Management
- Pairing Management

Amelia Doe
Patient ID: 2654

GENDER

♀
Female

AGE

28
25 / 03 / 1990

HEIGHT

5'4"
164.59 cm

WEIGHT

114.64
Pound

BODY TEMPERATURE

96.3 F

BLOOD TYPE

AB+

BLOOD PRESSURE

Systolic - **113.5**

Diastolic - **71.5**

HEART RATE

79 bpm

CHOLESTEROL

Your Level: **60mg**

Desirable - 0 | Borderline - 200/239 | High - 240+

HDL "Good" Cholesterol: **60mg**

Low 0mg DL | Normal 40 - 55 | High 60+

LDL "Bad" Cholesterol: **60mg**

Optimal 0mg DL | Near Optimal 100 - 129 | Borderline-High 130-159 | High 160 - 189

SLEEP PATTERN

7 hr : 23 min

66 min awake

STATISTICS : December 2018

Exercise Sleep Meal

← Jan 2019 →

SUN	MON	TUE	WED	THU	FRI	SAT
		1	2	3	4	5
	7	8	9	10	11	12
	14	15	16	17	18	19
	21	22	23	24	25	26
	28	29	30	31		

GOAL ACHIEVED


Copyright ©OSP. All Rights Reserved

Population Health Analytics




Practice Management

☰ MAS
🔍 Search
📧 5 📢 2 🚩 1 👤 Thomas




Thomas Piter
Master Admin


- 🏠 Dashboard
- ✉️ Email
- 📅 Appointment 5
- 👨‍⚕️ Doctors
- 👤 Patients 10
- 👥 Other Staff
- 🏠 Room Allotment
- 💰 Payments




50
Appointments



36
New Patients

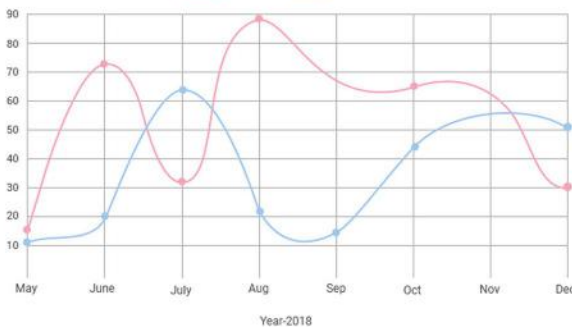


14
Today's OPT




3458\$
Hospital Earnings

Hospital Survey



Daily Appointments

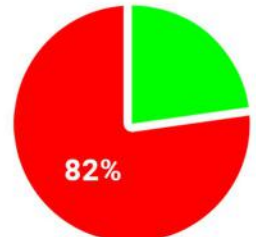
21 ↑ Completed
06 ↓ Cancelled
03 No Show



50
SCHEDULED

Available Beds

🟢 Occupied Beds 🟠 Empty Beds



82%






Booked Appointment

[Add New +](#) Tools ▾

<input type="checkbox"/>	Patient Name	Assigned Doctor	Date	Time	Actions
<input type="checkbox"/>	Johnson	Dr. Williams	15 Jan 2019	10:20 am	Actions >
<input type="checkbox"/>	William	Dr. Jackson	12 Jan, 2019	11:10 am	Actions >
<input type="checkbox"/>	Noah	Dr. Jacob	10 Jan, 2019	01:20 pm	Actions >
<input type="checkbox"/>	Emily	Dr. Ethan	8 Jan, 2019	03:20 pm	Actions >

< 1 2 3 4 >

Doctor List


- 
- 
- 
- 
- 

[View All](#)


Copyright ©OSP. All Rights Reserved


10

www.osplabs.com




Telehealth



 Dr. Alan Scott

PATIENTS ▼

PATIENT'S INFORMATION



Name: **Martha Shone**

Admission Date: **21/1/2019**

ID No: **249**

DOB: **19/02/1957**


HEALTH
HISTORY
LAB REPORTS
HEALTH PLAN
CONSULTATION REPORT

Patient Information






Patient Age	Patient Weight
61 Year	105.822 pound
BMI	Blood Glucose Level
18.7 kg/m ²	140 mg/dL
Blood Pressure	Heart Beat
120/80	65 to 75 beats per minute

Chief Complaints

- Headache
- Abdominal Pain
- Loss of Appetite



Doctor's Notes

B I U     

- Headache
- Skin Rashes |

ADD


MONTHLY APPOINTMENTS SEE MORE ▼

← DEC 2018 - FEB 2019 →

SUN	MON	TUE	WED	THU	FRI	SAT
30	31	1	2	3	4	5
6	7	8	9	10	11	12
13	14	15	16	17	18	19
20	21	22	23	24	25	26
27	28	29	30	31	1	2

Appointments Booked

DAILY APPOINTMENTS TODAY ▼



50

SCHEDULED

21

Completed

06

Cancelled

03

No Show

Copyright ©OSP. All Rights Reserved



We are a leading software development company aiming to empower, and inspire the world with next-gen solutions. We help in simplifying every step of the development process, from system architecture design to quality delivery. Our intelligent processes enable quick deployment of enterprise-grade solutions against the toughest, and most complex challenges.

We are re-imagining how technology can empower Healthcare, AI, Analytics, and Financial organizations to build solutions for every day use in business applications.

With 10+ years of experience, and 200+ customers worldwide, we're leveraging technology to build the future today.

www.osplabs.com

[Discuss Your Project ▶](#)

solutions@osplabs.com



Texas | California | Maryland | Mumbai